MUNICIPAL FINANCE 101
“Visual”

As Applied in the
Town of Foxborough
October 10, 2018

Prepared by Randy Scollins, Finance Director

Total Town Operating Appropriation

$76.36 M for FY '19

Enterprise Funds Rates & Fees

General Fund Revenue

Excluded Debt $2.4 M

Taxes:

$45.24 M	Prior Year Levy Limit
1.13	2 ½% Limit
0.91	Est. New Growth
2.40	Debt Exclusion
49.66	Gross Property Tax
-0.88	Less Overlay
-0.30	Less Deficits
$48.58 M	**Net**

State Aid:

Revenue	
$8.94 M	Ch. 70
.23	Charter
1.54	Lottery
.10	Veterans B.
.10	State Land
.07	All Other
$ 10.98 M	
Assessments	
$2.14 M	Charter
.16	County
.13	MBTA
.08	Mosquito
.03	All Other
$2.54 M	
$8.44M	**Net State Aid**

Local Receipts:

$3.08 M	P.I.L.O.T.
3.07	MV Excise
1.90	Hotel Excise
1.70	Lics. & Per
1.09	Meals Excise
.55	Fees
.15	Mitigation
.20	Penalties/Tax
.08	Interest & Fines
.67	All Other
$12.49 M	
1.00	Less Recharge
1.09	Less Meals Tax
$10.4 M	**Net**

Other Sources:

$ .15 M	**Free Cash**
.98	Ambulance
.97	Enterprise
.00	Overlay
.04	Rec. Rev
$2.14 M	

"Fixed Costs"
$16.99 M

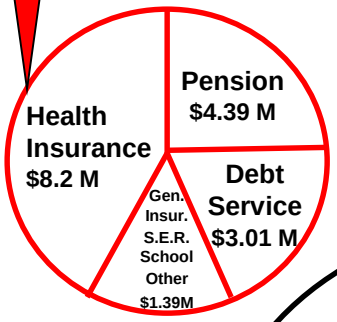

$52.47 M

Enterprise Operations
$6.90 M

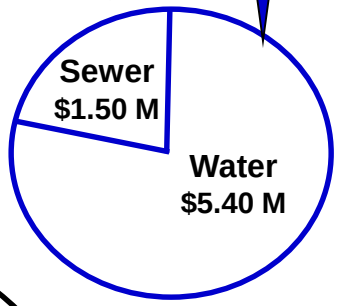

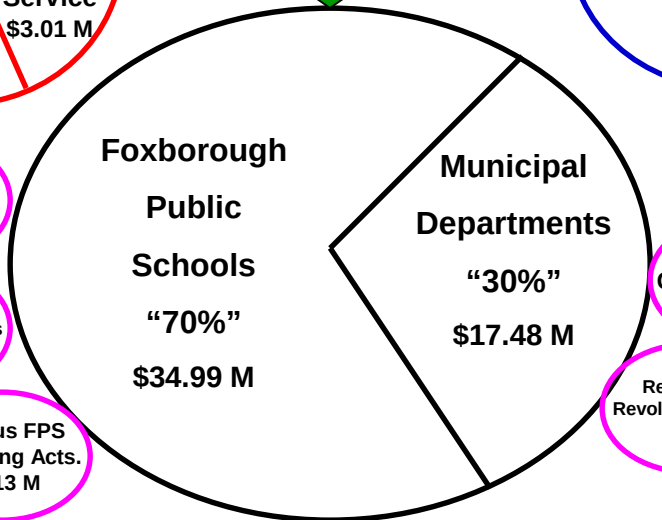

FPS Grants & Aid $1.63 M

School Lunch Grants & Receipts $979K

Various FPS Revolving Acts. $1.13 M

Total FPS "Other Sources" $3.74 M

Municipal Grants & Gifts $340K

Recreation Revolving & Gifts $401K

Total "Other Sources" $741K

Total Town Capital (C.I.P.) Appropriation

$37.14 M for FY '19

Chapter 90 State Aid

MSBA / Other Grants

Enterprise Funds Rates & Fees (some financed)

Borrowing
-Large Projects
-$15.34M Burrell School

Cash
Small Projects
Free Cash $2.56M
Meals Tax $210K
Apparatus Revolving
Overlay Surplus $1.0M
Ambulance Recpts. $659K
Taxation
Sale of Assets
Other $86K

Stabilization
-Large Projects
-$2.1 M Burrell School

$210 K

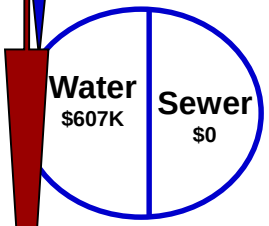

Roads
$650K – Ch. 90
$210K – Meals Tax

$21.75 M

$810K Ladder Truck

$15.33 M Burrell School